


Screw tension clamp SAUTER AE 2K



Quickly fittable universal screw tension clamp for tension and compression testing for a force range up to 2 kN

Features

- **High-quality screw tension clamp** in the middle force range with an enormous flexibility for a fast adaptation to a wide variety of test objects
- **Solid version** for high clamp forces
- Flexible clamping width (width between the jaws) from **A** 15-30mm (standard) and from **B** 15-30mm (in combination with the optional, wide central section: SAUTER AE 2K-A01)
- **You can choose between different types of jaws**
 - **5** Jaws with pyramid grip as standard, W×H 32×20 mm
 - **6** Jaws with undulating grip, as well as special designs, available as options, please ask for details
- **1** The modular construction enables a quick adaptation and cleaning of the clamp
- **2** By means of the **practical ball locking pin system**, the clamp can be quickly adapted to ones' own demands, test objects, operational environment, e.g. test stand or force measuring device
- Can be used with all SAUTER force measuring devices or test stand systems
- For tension and compression testing up to 2 kN
- Overload protection: 150 % of [Max]
- Scope of supply: 1 clamp with middle section for widths from 0-15 mm, 1 adapter, 1 locking pin
- Dimensional drawings see our website

Accessories








































- **3 Adapter**, connection pin between clamp and load cell/measuring device as standard, M12 thread, max. load up to 10 kN, can be reordered at any time, SAUTER AE-A01
- **Safety pin**, stainless steel, with spring system to fix adjustable components, as standard, can be reordered at any time, SAUTER AE-A05
- **4** Wide central section for widths from 15-30 mm, SAUTER AE 2K-A01

STANDARD



Model	Maximum tensile/ compressive force	Range mm		Scope of supplies
		A	B (Option)	
SAUTER AE 2K	N 2000	0-15	15-30	1 piece

Pictograms

 Adjusting program (CAL): For quick setting of the instrument's accuracy. External adjusting weight required.	 Data interface Infrared: To transfer data from the measuring instrument to a printer, PC or other peripheral devices.	 Protection against dust and water splashes IPxx: The type of protection is shown in the pictogram.
 Calibration block: standard for adjusting or correcting the measuring device.	 Control outputs (optocoupler, digital I/O): to connect relays, signal lamps, valves, etc.	 ZERO: Resets the display to "0".
 Peak hold function: capturing a peak value within a measuring process.	 Analogue interface: to connect a suitable peripheral device for analogue processing of the measurements	 Battery operation: Ready for battery operation. The battery type is specified for each device.
 Scan mode: continuous capture and display of measurements.	 Analog output: for output of an electrical signal depending on the load (e.g. voltage 0 V – 10 V or current 4 mA – 20 mA)	 Rechargeable battery pack: rechargeable set.
 Push and Pull: the measuring device can capture tension and compression forces.	 Statistics: using the saved values, the device calculates statistical data, such as average value, standard deviation etc.	 Mains adapter: 230V/50Hz in standard version for EU. On request GB, AUS or USA version available.
 Length measurement: captures the geometric dimensions of a test object or the movement during a test process.	 PC Software: to transfer the measurement data from the device to a PC.	 Power supply: Integrated, 230V/50Hz in EU. More standards e.g. GB, AUS or USA on request.
 Focus function: increases the measuring accuracy of a device within a defined measuring range.	 Printer: a printer can be connected to the device to print out the measurement data.	 Motorised drive: The mechanical movement is carried out by a electric motor.
 Internal memory: to save measurements in the device memory.	 Network interface: For connecting the scale to an Ethernet network.	 Motorised drive: The mechanical movement is carried out by a synchronous motor (stepper).
 Data interface RS-232: bidirectional, for connection of printer and PC.	 KERN Communication Protocol (KCP): It is a standardized interface command set for KERN balances and other instruments, which allows retrieving and controlling all relevant parameters and functions of the device. KERN devices featuring KCP are thus easily integrated with computers, industrial controllers and other digital systems.	 Fast-Move: the total length of travel can be covered by a single lever movement.
 Profibus: For transmitting data, e.g. between scales, measuring cells, controllers and peripheral devices over long distances. Suitable for safe, fast, fault-tolerant data transmission. Less susceptible to magnetic interference.	 GLP/ISO record keeping: of measurement data with date, time and serial number. Only with SAUTER printers	 Verification possible: The time required for verification is specified in the pictogram
 Data interface USB: To connect the measuring instrument to a printer, PC or other peripheral devices.	 Measuring units: Weighing units can be switched to e.g. non-metric at the touch of a key. Please refer to website for more details.	 DAkkS calibration possible: The time required for DAkkS calibration is shown in days in the pictogram.
 Bluetooth* data interface: To transfer data from the balance to a printer, PC or other peripherals	 Measuring with tolerance range (limit-setting function): Upper and lower limiting can be programmed individually. The process is supported by an audible or visual signal, see the relevant model	 Factory calibration: The time required for factory calibration is specified in the pictogram.
 WLAN data interface: To transfer data from the balance to a printer, PC or other peripherals.		 Package shipment: The time required for internal shipping preparations is shown in days in the pictogram.
		 Pallet shipment: The time required for internal shipping preparations is shown in days in the pictogram.

Your KERN specialist dealer: