

850006

Bartscher GmbH
Franz-Kleine-Str. 28
D-33154 Salzkotten
Germany

Phone: +49 5258 971-0
Fax: +49 5258 971-120
Service hotline: +49 5258 971-197
www.bartscher.com

Version: 2.0

Date of preparation: 2020-06-25

Original instruction manual

Technical Specifications

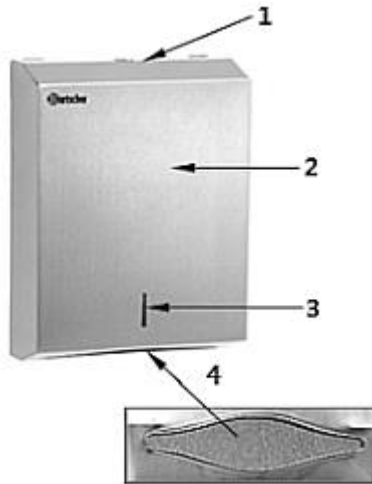
Name:	Paper towel dispenser
Article number:	850006
Material:	chrome nickel steel, brushed
Dimensions (W x D x H), in mm:	285 x 100 x 370
Weight in kg:	2,2

We reserve the right to implement technical modifications!

Version / Characteristics

- Version: wall-mounting
- Refillable
- Filling level check: viewing slot
- Loaded via the front flap
- Suitable for standard folded paper towels
- Paper towels folded the following way:
 - Interfold folding
 - Layer folding
 - Zig-zag folding
- Lockable
- The set includes: attachment material (four-point attachment)
- The set does not include: filling

List of Components of the Appliance



EN

1. Lock
2. Front flap
3. Filling check viewing slot
4. Dispensing opening

Assembly

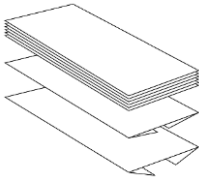
1. Unpack the paper towel dispenser and remove the entire packaging material.
2. Open the front flap of the paper towel dispenser with the key included.
3. Use the fixing plate as a pattern and mark on the wall and at the required height 4 spots for holes.
4. Bore 4 holes in the wall and put the supplied pegs inside.
5. Use the included bolts to screw the paper towel dispenser to the wall.



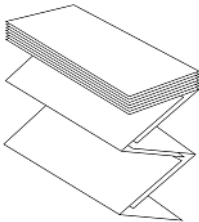
Suitable paper towels

NOTE!

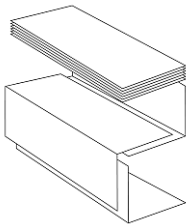
When filling, pay attention to the direction of folding towels. Place them in a way shown below.



Layer folding



Zig-zag folding



Interfold folding

Filling/dispensing paper towels

1. Open the front flap.
2. Fill the dispenser with suitable paper towels.
3. Close the front flap.
4. Use the key open the paper towel dispenser.
5. Take paper towels from the bottom dispensing opening according to your needs.

The viewing slot in the front flap makes it possible to check filling level.



Cleaning

ATTENTION!

Never use aggressive nor coarse cleaning agents which may scratch the surface.

1. Use a soft, damp cloth to wipe the inside and the outside surface of the paper towel dispenser.
2. Finally, dry the cleaned surfaces with a soft cloth.